

Signify Classified - Internal
Cooper Lighting Solutions Photometric Lab
1121 Highway 74 South
Peachtree City, GA 30269



Scaled data based on original data using
LM-79-08 Approved Method: Electrical and Photometric Measurements of Solid-
State Lighting Products

Test Report Prepared for
Cooper Lighting Solutions
(formerly Eaton)

Brand: INVUE

Report Number: P868911

Luminaire Tested: **EMM2-HSN-SA2C-727-U-T2U-HSS**

Issue Date: 08/22/2024



Test Information

Test Method: LM-79-08
Report Number: P868911
Test Lab: INNOVATION CENTER(G3)
Issue Date: 08/22/2024
Manufacturer: COOPER LIGHTING SOLUTIONS (FORMERLY EATON)
Product Line: INVUE
Catalog Number: EMM2-HSN-SA2C-727-U-T2U-HSS
Description: EPIC MODERN SHORT HOUSING DISCRETE LED ARRAYS 120W 70CRI 2700K
FITXURE w/ TYPE II URBAN DISTRIBUTION OPTIC AND HOUSE SIDE SHIELD
Light Source: (20) 2700K CCT, 70 CRI LEDS
Ballast/Driver: ELECTRONIC DRIVER

Summary

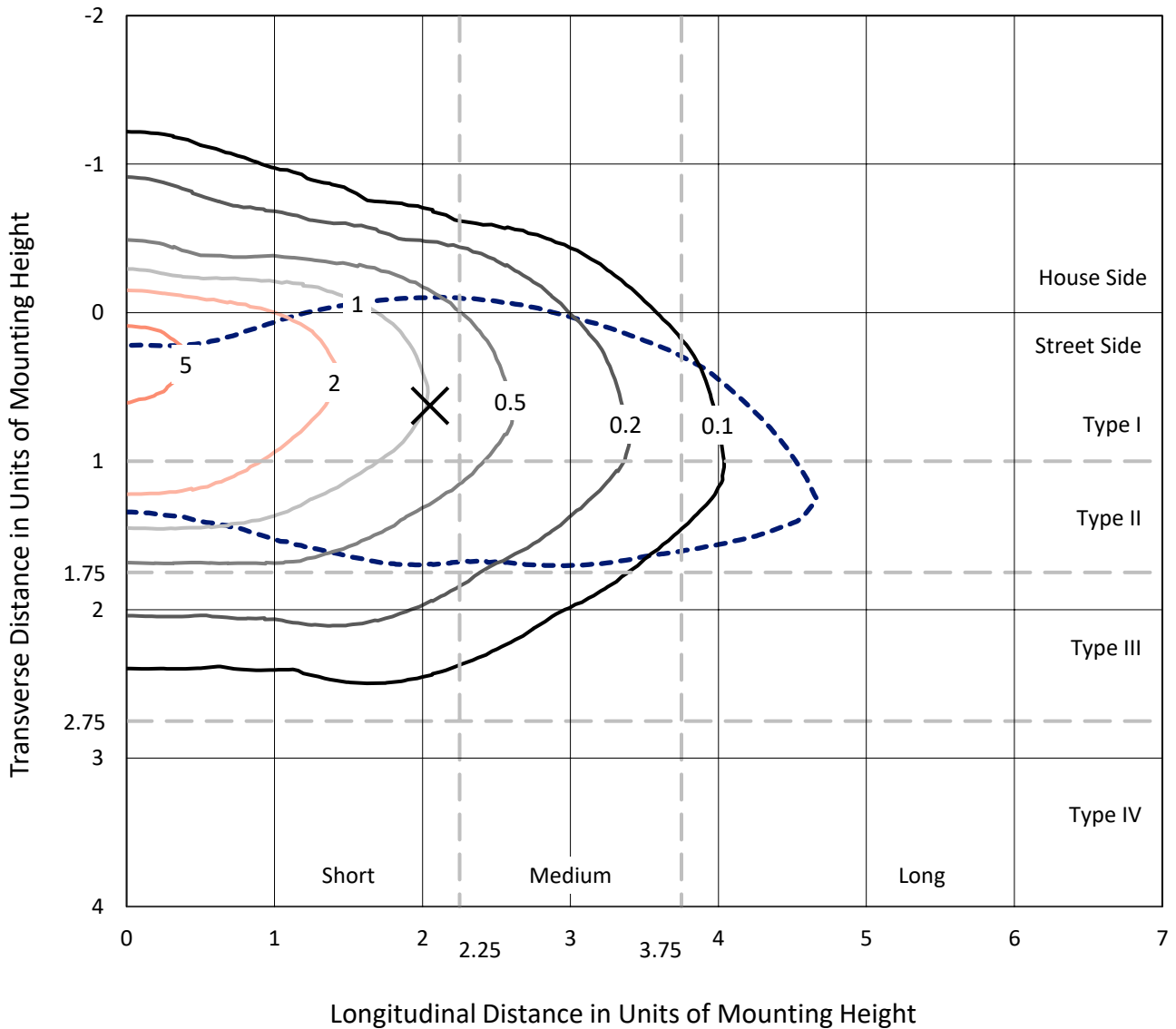
Lumens per Lamp: N/A
Luminaire Lumens: 8605.2 lumens
Efficiency: N/A
Efficacy: 85.2 lumens/watt
Luminous Opening: Rectangular (W 0.67' x L: 0.33' x H: 0')
IES Classification: Type II - Short
BUG Rating: B1 - U0 - G2

Input Watts (W): 101
Input Voltage (V): 120
Input Current (Ain): NR
Voltage Rise (V): NR
Power Factor: 0.99
Total Harmonic Distortion (THDi): 9.45%
Frequency (hertz): 60
Stabilization Time: NR
Operation Time: NR
Ambient Temperature (°C): NR
Test Distance: 24 FT

REPORT NUMBER: P868911
 CATALOG NUMBER: EMM2-HSN-SA2C-727-U-T2U-HSS

Iso-Footcandle Lines of Horizontal Illumination

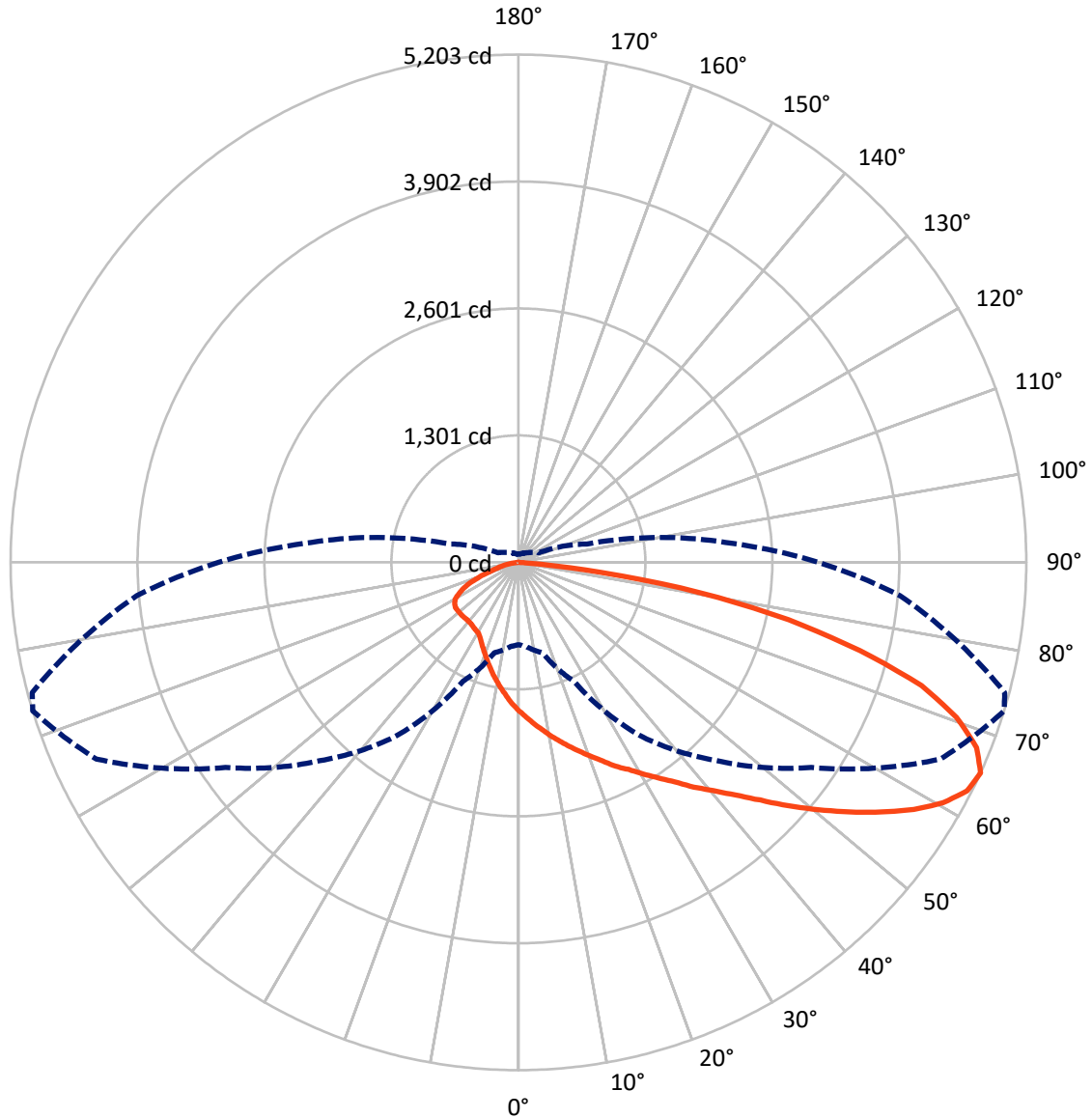
✕ Max cd
 - - - 1/2 Max cd



Based on 20 foot mounting height. Maximum calculated value = 6.2 fc
 Type II - Short - N/A

REPORT NUMBER: P868911
CATALOG NUMBER: EMM2-HSN-SA2C-727-U-T2U-HSS

Luminous Intensity Polar Plot



— Vertical Plane Through 73-Deg Lateral - - - Horizontal Cone Through 65-Deg Vertical

REPORT NUMBER: P868911
 CATALOG NUMBER: EMM2-HSN-SA2C-727-U-T2U-HSS

FLUX DISTRIBUTION:

		Downward	Upward	Total
House Side	Lumens	1251.3	0.0	1251.3
	% Fixture	14.5	0.0	14.5
Street Side	Lumens	7353.8	0.0	7353.8
	% Fixture	85.5	0.0	85.5
Total	Lumens	8605.2	0.0	8605.2
	% Fixture	100.0	0.0	100.0

Coefficient of Utilization

ZONAL LUMENS:

Zone	Lumens	% Fixture
0°-10°	147.3	1.7
10°-20°	447.8	5.2
20°-30°	750.0	8.7
30°-40°	1131.3	13.1
40°-50°	1598.6	18.6
50°-60°	1798.7	20.9
60°-70°	1613.0	18.7
70°-80°	981.0	11.4
80°-90°	137.3	1.6
90°-100°	0.0	0.0
100°-110°	0.0	0.0
110°-120°	0.0	0.0
120°-130°	0.0	0.0
130°-140°	0.0	0.0
140°-150°	0.0	0.0
150°-160°	0.0	0.0
160°-170°	0.0	0.0
170°-180°	0.0	0.0
0°-90°	8605.2	100.0
0°-180°	8605.2	100.0



REPORT NUMBER: P868911

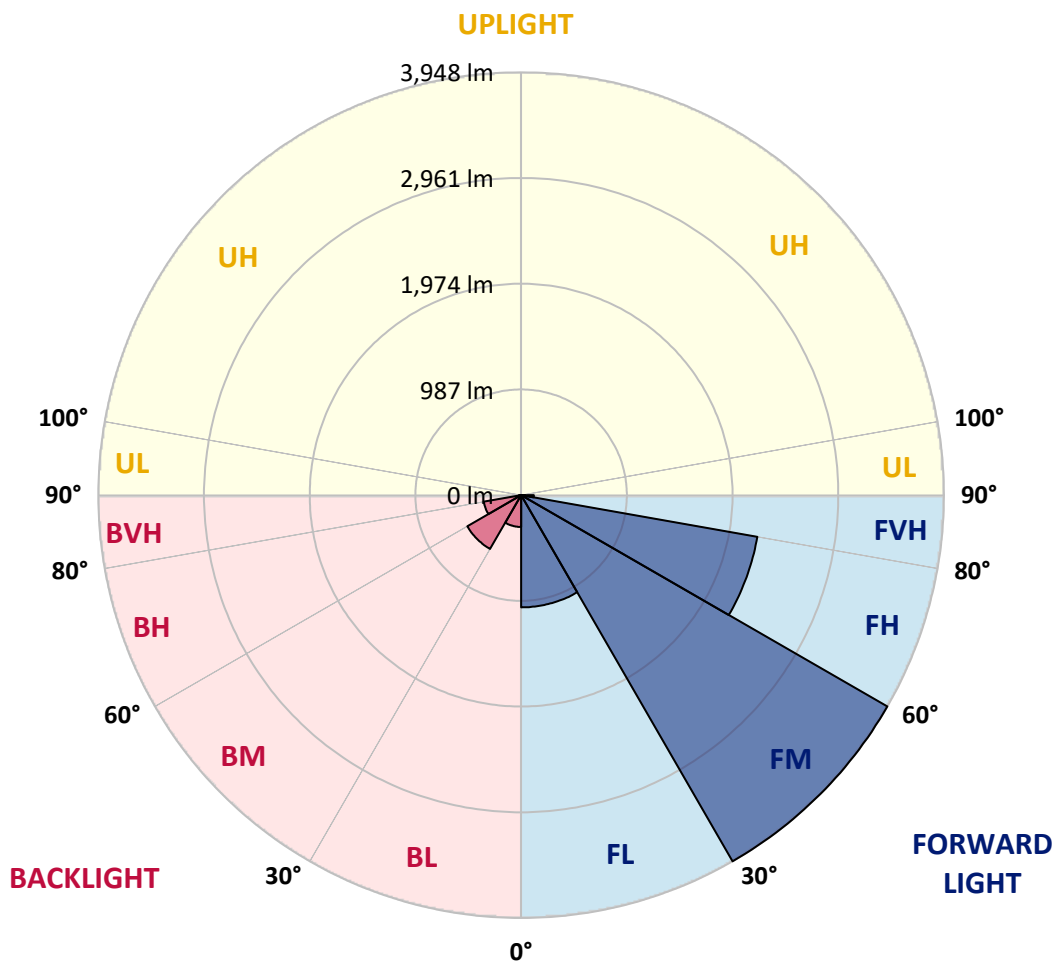
CATALOG NUMBER: EMM2-HSN-SA2C-727-U-T2U-HSS

LUMINAIRE CLASSIFICATION SYSTEM LUMEN TABLE AND BUG RATING:

Zone	Lumens	% Fixture	Zone Rating/Lumen Limit		
			B	U	G
FL (0°-30°)	1047.9	12.2			
FM (30°-60°)	3948.4	45.9			
FH (60°-80°)	2239.6	26.0			G2/5000
FVH (80°-90°)	117.9	1.4			G2/225
BL (0°-30°)	297.3	3.5	B1/500		
BM (30°-60°)	580.2	6.7	B1/1000		
BH (60°-80°)	354.4	4.1	B1/500		G1/500
BVH (80°-90°)	19.4	0.2			G1/100
UL (90°-100°)	0.0	0.0		U0/0	
UH (100°-180°)	0.0	0.0		U0/0	

BUG Rating: B1-U0-G2

Type II Short





REPORT NUMBER: P868911

CATALOG NUMBER: EMM2-HSN-SA2C-727-U-T2U-HSS

CANDELA DISTRIBUTION (FULL):

	0°	5°	15°	25°	35°	45°	55°	65°	73°	75°	85°
0°	1526.6	1526.6	1526.6	1526.6	1526.6	1526.6	1526.6	1526.6	1526.6	1526.6	1526.6
2.5°	1762.0	1751.9	1736.7	1724.0	1701.3	1670.9	1645.6	1612.6	1589.9	1582.3	1549.4
5°	2017.7	2005.1	1987.3	1957.0	1896.2	1860.7	1794.9	1719.0	1658.2	1645.6	1569.6
7.5°	2281.0	2275.9	2235.4	2189.9	2116.4	2038.0	1936.7	1817.7	1729.1	1708.9	1592.4
10°	2503.8	2481.0	2458.2	2415.2	2336.7	2225.3	2093.7	1929.1	1805.1	1772.1	1615.2
12.5°	2638.0	2630.4	2610.1	2559.5	2483.5	2387.3	2230.4	2038.0	1878.5	1832.9	1638.0
15°	2736.7	2744.3	2724.0	2691.1	2612.6	2521.5	2369.6	2151.9	1957.0	1903.8	1663.3
17.5°	2830.4	2825.3	2822.8	2784.8	2713.9	2622.8	2468.3	2245.6	2035.4	1977.2	1688.6
20°	2883.5	2886.1	2881.0	2865.8	2797.5	2708.8	2564.5	2356.9	2121.5	2055.7	1721.5
22.5°	2911.4	2921.5	2931.6	2929.1	2873.4	2805.0	2655.7	2445.6	2210.1	2141.8	1762.0
25°	2929.1	2936.7	2959.5	2989.9	2939.2	2883.5	2756.9	2551.9	2313.9	2235.4	1810.1
27.5°	2944.3	2954.4	2982.3	3027.8	2987.3	2954.4	2845.6	2643.0	2402.5	2331.6	1865.8
30°	3043.0	3055.7	3055.7	3078.5	3032.9	3025.3	2944.3	2751.9	2513.9	2438.0	1936.7
32.5°	3303.8	3278.5	3232.9	3210.1	3101.2	3103.8	3040.5	2860.7	2632.9	2556.9	2025.3
35°	3529.1	3529.1	3473.4	3400.0	3225.3	3189.9	3151.9	3005.0	2762.0	2688.6	2141.8
37.5°	3746.8	3749.3	3691.1	3627.8	3427.8	3301.2	3281.0	3144.3	2921.5	2835.4	2263.3
40°	3883.5	3898.7	3883.5	3835.4	3643.0	3496.2	3407.6	3301.2	3073.4	3007.6	2402.5
42.5°	3906.3	3936.7	3992.4	4007.6	3800.0	3670.9	3569.6	3463.3	3255.7	3182.3	2562.0
45°	3848.1	3858.2	3982.3	4000.0	3916.4	3810.1	3741.8	3653.1	3473.4	3410.1	2739.2
47.5°	3688.6	3668.3	3711.4	3865.8	3898.7	3893.6	3911.4	3868.3	3726.6	3645.6	2934.2
50°	3346.8	3354.4	3493.7	3681.0	3794.9	3924.0	4038.0	4086.1	3982.3	3901.2	3144.3
52.5°	2724.0	2759.5	3025.3	3468.3	3665.8	3903.8	4129.1	4291.1	4248.1	4169.6	3351.9
55°	2238.0	2291.1	2556.9	3126.6	3488.6	3805.0	4182.3	4506.3	4513.9	4453.1	3541.8
57.5°	1751.9	1794.9	2075.9	2597.5	3235.4	3650.6	4189.9	4691.1	4777.2	4706.3	3708.8
60°	1372.1	1402.5	1567.1	2164.5	2924.0	3430.4	4134.2	4837.9	5000.0	4946.8	3853.1
62.5°	1040.5	1063.3	1210.1	1711.4	2541.8	3172.1	3946.8	4891.1	5156.9	5106.3	3934.2
65°	843.0	863.3	959.5	1344.3	2164.5	2873.4	3663.3	4769.6	5202.5	5156.9	3924.0
67.5°	688.6	696.2	774.7	1048.1	1830.4	2536.7	3248.1	4453.1	5063.3	5060.7	3807.6
70°	557.0	577.2	643.0	835.4	1521.5	2149.4	2764.5	3956.9	4762.0	4787.3	3574.7
72.5°	473.4	478.5	536.7	691.1	1240.5	1744.3	2288.6	3384.8	4319.0	4339.2	3210.1
75°	400.0	407.6	450.6	559.5	1007.6	1384.8	1840.5	2734.2	3615.2	3701.2	2703.8
77.5°	344.3	346.8	377.2	460.8	716.5	1040.5	1349.4	2050.6	2830.4	2891.1	2124.0
80°	270.9	275.9	308.9	364.6	498.7	675.9	931.6	1402.5	1891.1	1959.5	1470.9
82.5°	126.6	141.8	149.4	200.0	260.8	334.2	440.5	584.8	855.7	853.2	686.1
85°	12.7	10.1	10.1	15.2	22.8	22.8	27.8	32.9	65.8	78.5	60.8
87.5°	0.0	0.0	0.0	2.5	5.1	5.1	5.1	7.6	7.6	7.6	7.6
90°	0.0	0.0	0.0	0.0	0.0	0.0	0.0	0.0	0.0	0.0	0.0



REPORT NUMBER: P868911

CATALOG NUMBER: EMM2-HSN-SA2C-727-U-T2U-HSS

CANDELA DISTRIBUTION (continued):

	90°	95°	105°	115°	125°	135°	145°	155°	165°	175°	180°
0°	1526.6	1526.6	1526.6	1526.6	1526.6	1526.6	1526.6	1526.6	1526.6	1526.6	1526.6
2.5°	1534.2	1511.4	1470.9	1432.9	1407.6	1387.3	1354.4	1334.2	1319.0	1298.7	1296.2
5°	1529.1	1488.6	1407.6	1339.2	1273.4	1217.7	1159.5	1124.0	1086.1	1068.3	1083.5
7.5°	1534.2	1468.3	1341.8	1238.0	1139.2	1050.6	974.7	926.6	891.1	873.4	875.9
10°	1536.7	1450.6	1286.1	1141.8	1015.2	911.4	825.3	759.5	716.5	706.3	693.7
12.5°	1531.6	1427.8	1230.4	1048.1	896.2	782.3	681.0	630.4	587.3	567.1	567.1
15°	1536.7	1410.1	1172.1	962.0	789.9	658.2	572.1	516.5	491.1	473.4	475.9
17.5°	1536.7	1394.9	1116.4	878.5	686.1	564.6	486.1	440.5	415.2	405.1	402.5
20°	1554.4	1382.3	1063.3	800.0	594.9	481.0	417.7	382.3	362.0	351.9	346.8
22.5°	1567.1	1372.1	1015.2	724.0	519.0	420.3	367.1	334.2	319.0	313.9	313.9
25°	1589.9	1369.6	972.1	650.6	458.2	374.7	326.6	301.3	288.6	283.5	283.5
27.5°	1622.8	1374.7	931.6	587.3	412.7	329.1	293.7	273.4	265.8	263.3	260.8
30°	1670.9	1397.5	906.3	539.2	369.6	301.3	268.4	255.7	250.6	248.1	248.1
32.5°	1734.2	1438.0	896.2	513.9	344.3	278.5	250.6	240.5	235.4	235.4	232.9
35°	1812.6	1483.5	888.6	491.1	326.6	263.3	238.0	227.8	225.3	225.3	225.3
37.5°	1906.3	1531.6	875.9	475.9	316.5	250.6	227.8	217.7	217.7	217.7	217.7
40°	2010.1	1602.5	873.4	465.8	308.9	243.0	217.7	207.6	207.6	207.6	207.6
42.5°	2126.6	1678.5	870.9	458.2	303.8	238.0	207.6	197.5	197.5	197.5	197.5
45°	2268.3	1774.7	875.9	453.2	303.8	232.9	200.0	187.3	184.8	184.8	184.8
47.5°	2407.6	1865.8	881.0	448.1	298.7	225.3	189.9	177.2	174.7	172.2	172.2
50°	2556.9	1959.5	881.0	443.0	293.7	217.7	182.3	164.6	162.0	159.5	159.5
52.5°	2703.8	2038.0	883.5	435.4	281.0	205.1	169.6	154.4	149.4	146.8	144.3
55°	2845.6	2121.5	886.1	422.8	265.8	192.4	162.0	144.3	136.7	131.6	131.6
57.5°	2951.9	2189.9	873.4	397.5	245.6	179.7	149.4	131.6	121.5	116.5	116.5
60°	3053.1	2232.9	850.6	359.5	225.3	167.1	139.2	119.0	108.9	103.8	103.8
62.5°	3093.7	2240.5	797.5	293.7	200.0	154.4	126.6	108.9	101.3	98.7	98.7
65°	3070.9	2207.6	726.6	232.9	177.2	139.2	116.5	101.3	91.1	83.5	83.5
67.5°	2946.8	2093.7	630.4	184.8	154.4	126.6	106.3	91.1	81.0	73.4	73.4
70°	2711.4	1911.4	491.1	146.8	134.2	111.4	96.2	83.5	73.4	65.8	65.8
72.5°	2364.5	1658.2	357.0	124.0	116.5	98.7	86.1	75.9	65.8	60.8	60.8
75°	1949.4	1278.5	253.2	106.3	103.8	88.6	78.5	68.4	60.8	55.7	55.7
77.5°	1463.3	891.1	197.5	93.7	91.1	81.0	70.9	63.3	55.7	53.2	50.6
80°	974.7	551.9	149.4	70.9	68.4	63.3	58.2	53.2	45.6	40.5	40.5
82.5°	435.4	232.9	75.9	40.5	35.4	30.4	25.3	17.7	17.7	15.2	15.2
85°	45.6	30.4	15.2	10.1	10.1	7.6	7.6	7.6	5.1	5.1	5.1
87.5°	7.6	7.6	5.1	5.1	5.1	2.5	2.5	2.5	2.5	2.5	2.5
90°	0.0	0.0	0.0	0.0	0.0	0.0	0.0	0.0	0.0	0.0	0.0

LM-79-2019: Approved Method: Electrical and Photometric Measurements of Solid-
State Lighting Products

Report Prepared for

Cooper Lighting Solutions

Streetworks

Report Number: SP1-2407-157-3

Test Date: 08/07/2024

Luminaire Tested: MEM2-HTN-SA-40-727-U-5WQ-2

Data in this report applies to families of products including MEM2-HTN-SA-40-727-U-5WQ-2

Test Information

Test Method: LM-79-2019
 Report Number: SP1-2407-157-3
 Test Lab: COOPER LIGHTING SOLUTIONS
 Photometer: SP1 - 76IN SPHERE
 Measurement Geometry: 4π
 Issue Date: 08/20/2024
 Manufacturer: COOPER LIGHTING SOLUTIONS
 Product Line: Streetworks
 Catalog Number: **MEM2-HTN-SA-40-727-U-5WQ-2**
 Description: Epic Modern Light Square 40W 5WQ Optic and Flare Trim

Spectral Parameters

CCT (K): 2747
 CIE u': 0.2606
 CIE v': 0.5257
 Duv: -0.0005
 CIE x: 0.4552
 CIE y: 0.4082
 CIE z: 0.1366
 Peak Wavelength (nm): 597
 Dominant Wavelength (nm): 584
 Purity: 59.16856
 Rf: 75.5
 Rg: 93.6

CRI (Ra):	71.7		
R1:	68.1	R9:	-35.3
R2:	83.9	R10:	64.2
R3:	94.7	R11:	61.7
R4:	66.3	R12:	53.9
R5:	67.4	R13:	71.2
R6:	78.7	R14:	97.6
R7:	75.0	R15:	59.3
R8:	39.4		



Test Conditions

Stabilization Time: 22M
 Operation Time: 1H 22M
 Sphere Temperature (°C): 24.2

REPORT NUMBER: SP1-2407-157-3

Measurement and Test Equipment			
Instrument	Identification Number	Calibration Date	Calibration Due Date
Photometer	IN0058	6/18/2024	12/18/2024
Power Meter	INXT2011004	2/8/2024	2/8/2025
AC Power Source	IN0063	10/24/2023	10/24/2024
DC Power Source	IN0208	10/24/2023	10/24/2024
Sphere Thermometer	IN0085	10/24/2023	10/24/2024
Room Thermometer	IN0046	10/24/2023	10/24/2024

REPORT NUMBER: SP1-2407-157-3

CIE 1931 Chromaticity Diagram



CIE 1931 Chromaticity Diagram with 2017 ANSI 7-Step and 4-Step Quadrangles



Point lies inside the ANSI 2700K 4-step quadrangle

REPORT NUMBER: SP1-2407-157-3

Photopic Flux vs. Wavelength



Photopic Lumens: NR

λ (nm)	Power W [^] /nm	Lumens (φ/nm)	λ (nm)	Power W [^] /nm	Lumens (φ/nm)	λ (nm)	Power W [^] /nm	Lumens (φ/nm)	λ (nm)	Power W [^] /nm	Lumens (φ/nm)	λ (nm)	Power W [^] /nm	Lumens (φ/nm)
360	0	NR	490	103	NR	620	846	NR	750	20	NR	880	0	NR
365	0	NR	495	130	NR	625	784	NR	755	17	NR	885	1	NR
370	0	NR	500	171	NR	630	720	NR	760	15	NR	890	0	NR
375	0	NR	505	221	NR	635	652	NR	765	13	NR	895	0	NR
380	0	NR	510	268	NR	640	587	NR	770	11	NR	900	0	NR
385	0	NR	515	313	NR	645	521	NR	775	9	NR	905	0	NR
390	0	NR	520	350	NR	650	461	NR	780	8	NR	910	0	NR
395	0	NR	525	381	NR	655	406	NR	785	7	NR	915	0	NR
400	0	NR	530	407	NR	660	353	NR	790	6	NR	920	0	NR
405	2	NR	535	435	NR	665	307	NR	795	5	NR	925	0	NR
410	4	NR	540	462	NR	670	264	NR	800	4	NR	930	0	NR
415	9	NR	545	496	NR	675	227	NR	805	4	NR	935	0	NR
420	20	NR	550	534	NR	680	196	NR	810	3	NR	940	0	NR
425	38	NR	555	582	NR	685	167	NR	815	3	NR	945	0	NR
430	69	NR	560	638	NR	690	144	NR	820	2	NR	950	0	NR
435	120	NR	565	700	NR	695	122	NR	825	2	NR	955	0	NR
440	193	NR	570	767	NR	700	103	NR	830	2	NR	960	0	NR
445	316	NR	575	836	NR	705	88	NR	835	2	NR	965	0	NR
450	469	NR	580	898	NR	710	74	NR	840	1	NR	970	0	NR
455	431	NR	585	947	NR	715	63	NR	845	1	NR	975	0	NR
460	264	NR	590	982	NR	720	54	NR	850	1	NR	980	0	NR
465	197	NR	595	997	NR	725	46	NR	855	1	NR	985	0	NR
470	155	NR	600	997	NR	730	39	NR	860	1	NR	990	0	NR
475	108	NR	605	978	NR	735	33	NR	865	1	NR	995	0	NR
480	90	NR	610	947	NR	740	28	NR	870	1	NR	1000	0	NR
485	92	NR	615	900	NR	745	24	NR	875	1	NR			

REPORT NUMBER: SP1-2407-157-3

Scotopic Flux vs. Wavelength



Scotopic Lumens: NR

S/P: 1.13

λ (nm)	Power W [^] /nm	Lumens (φ/nm)	λ (nm)	Power W [^] /nm	Lumens (φ/nm)	λ (nm)	Power W [^] /nm	Lumens (φ/nm)	λ (nm)	Power W [^] /nm	Lumens (φ/nm)	λ (nm)	Power W [^] /nm	Lumens (φ/nm)
360	0	NR	490	103	NR	620	846	NR	750	20	NR	880	0	NR
365	0	NR	495	130	NR	625	784	NR	755	17	NR	885	1	NR
370	0	NR	500	171	NR	630	720	NR	760	15	NR	890	0	NR
375	0	NR	505	221	NR	635	652	NR	765	13	NR	895	0	NR
380	0	NR	510	268	NR	640	587	NR	770	11	NR	900	0	NR
385	0	NR	515	313	NR	645	521	NR	775	9	NR	905	0	NR
390	0	NR	520	350	NR	650	461	NR	780	8	NR	910	0	NR
395	0	NR	525	381	NR	655	406	NR	785	7	NR	915	0	NR
400	0	NR	530	407	NR	660	353	NR	790	6	NR	920	0	NR
405	2	NR	535	435	NR	665	307	NR	795	5	NR	925	0	NR
410	4	NR	540	462	NR	670	264	NR	800	4	NR	930	0	NR
415	9	NR	545	496	NR	675	227	NR	805	4	NR	935	0	NR
420	20	NR	550	534	NR	680	196	NR	810	3	NR	940	0	NR
425	38	NR	555	582	NR	685	167	NR	815	3	NR	945	0	NR
430	69	NR	560	638	NR	690	144	NR	820	2	NR	950	0	NR
435	120	NR	565	700	NR	695	122	NR	825	2	NR	955	0	NR
440	193	NR	570	767	NR	700	103	NR	830	2	NR	960	0	NR
445	316	NR	575	836	NR	705	88	NR	835	2	NR	965	0	NR
450	469	NR	580	898	NR	710	74	NR	840	1	NR	970	0	NR
455	431	NR	585	947	NR	715	63	NR	845	1	NR	975	0	NR
460	264	NR	590	982	NR	720	54	NR	850	1	NR	980	0	NR
465	197	NR	595	997	NR	725	46	NR	855	1	NR	985	0	NR
470	155	NR	600	997	NR	730	39	NR	860	1	NR	990	0	NR
475	108	NR	605	978	NR	735	33	NR	865	1	NR	995	0	NR
480	90	NR	610	947	NR	740	28	NR	870	1	NR	1000	0	NR
485	92	NR	615	900	NR	745	24	NR	875	1	NR			

REPORT NUMBER: SP1-2407-157-3

Melanopic Flux vs. Wavelength



Melanopic Lumens: NR

M/P: 2.04

λ (nm)	Power W [^] /nm	Lumens (φ/nm)	λ (nm)	Power W [^] /nm	Lumens (φ/nm)	λ (nm)	Power W [^] /nm	Lumens (φ/nm)	λ (nm)	Power W [^] /nm	Lumens (φ/nm)	λ (nm)	Power W [^] /nm	Lumens (φ/nm)
360	0	NR	490	103	NR	620	846	NR	750	20	NR	880	0	NR
365	0	NR	495	130	NR	625	784	NR	755	17	NR	885	1	NR
370	0	NR	500	171	NR	630	720	NR	760	15	NR	890	0	NR
375	0	NR	505	221	NR	635	652	NR	765	13	NR	895	0	NR
380	0	NR	510	268	NR	640	587	NR	770	11	NR	900	0	NR
385	0	NR	515	313	NR	645	521	NR	775	9	NR	905	0	NR
390	0	NR	520	350	NR	650	461	NR	780	8	NR	910	0	NR
395	0	NR	525	381	NR	655	406	NR	785	7	NR	915	0	NR
400	0	NR	530	407	NR	660	353	NR	790	6	NR	920	0	NR
405	2	NR	535	435	NR	665	307	NR	795	5	NR	925	0	NR
410	4	NR	540	462	NR	670	264	NR	800	4	NR	930	0	NR
415	9	NR	545	496	NR	675	227	NR	805	4	NR	935	0	NR
420	20	NR	550	534	NR	680	196	NR	810	3	NR	940	0	NR
425	38	NR	555	582	NR	685	167	NR	815	3	NR	945	0	NR
430	69	NR	560	638	NR	690	144	NR	820	2	NR	950	0	NR
435	120	NR	565	700	NR	695	122	NR	825	2	NR	955	0	NR
440	193	NR	570	767	NR	700	103	NR	830	2	NR	960	0	NR
445	316	NR	575	836	NR	705	88	NR	835	2	NR	965	0	NR
450	469	NR	580	898	NR	710	74	NR	840	1	NR	970	0	NR
455	431	NR	585	947	NR	715	63	NR	845	1	NR	975	0	NR
460	264	NR	590	982	NR	720	54	NR	850	1	NR	980	0	NR
465	197	NR	595	997	NR	725	46	NR	855	1	NR	985	0	NR
470	155	NR	600	997	NR	730	39	NR	860	1	NR	990	0	NR
475	108	NR	605	978	NR	735	33	NR	865	1	NR	995	0	NR
480	90	NR	610	947	NR	740	28	NR	870	1	NR	1000	0	NR
485	92	NR	615	900	NR	745	24	NR	875	1	NR			

Summary

$R_f = 75.5$
 $R_g = 93.6$
 $CIE R_a = 71.7$
 $R_9 = -35.3$



Color Vector Graphics



Individual Sample Fidelity Index ($R_{f,i}$)

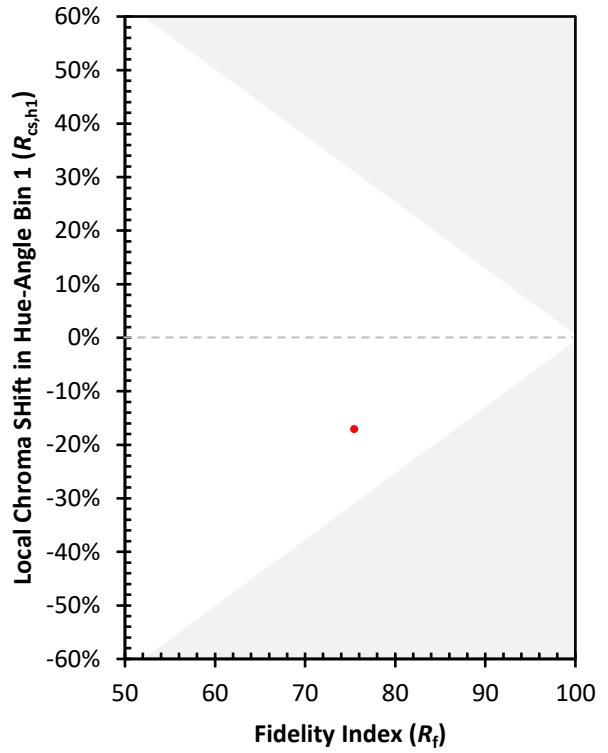
CES01 = 86	CES26 = 68	CES51 = 87	CES76 = 63
CES02 = 63	CES27 = 90	CES52 = 85	CES77 = 79
CES03 = 31	CES28 = 87	CES53 = 78	CES78 = 66
CES04 = 71	CES29 = 71	CES54 = 86	CES79 = 87
CES05 = 50	CES30 = 85	CES55 = 84	CES80 = 85
CES06 = 52	CES31 = 74	CES56 = 75	CES81 = 67
CES07 = 42	CES32 = 66	CES57 = 75	CES82 = 93
CES08 = 41	CES33 = 80	CES58 = 76	CES83 = 91
CES09 = 29	CES34 = 79	CES59 = 85	CES84 = 89
CES10 = 77	CES35 = 89	CES60 = 90	CES85 = 72
CES11 = 60	CES36 = 93	CES61 = 81	CES86 = 59
CES12 = 66	CES37 = 88	CES62 = 91	CES87 = 77
CES13 = 43	CES38 = 93	CES63 = 77	CES88 = 79
CES14 = 74	CES39 = 97	CES64 = 67	CES89 = 65
CES15 = 72	CES40 = 93	CES65 = 66	CES90 = 80
CES16 = 48	CES41 = 93	CES66 = 63	CES91 = 80
CES17 = 51	CES42 = 89	CES67 = 61	CES92 = 55
CES18 = 57	CES43 = 78	CES68 = 68	CES93 = 72
CES19 = 73	CES44 = 99	CES69 = 78	CES94 = 48
CES20 = 67	CES45 = 85	CES70 = 63	CES95 = 66
CES21 = 88	CES46 = 81	CES71 = 61	CES96 = 76
CES22 = 80	CES47 = 86	CES72 = 86	CES97 = 81
CES23 = 92	CES48 = 74	CES73 = 56	CES98 = 76
CES24 = 91	CES49 = 79	CES74 = 93	CES99 = 64
CES25 = 73	CES50 = 86	CES75 = 66	



Color Rendition by Hue-Angle Bin



Measure Comparisons



(END OF REPORT)